

Northwest Orchid News

January 2022

Volume 75, Issue 1

- [About the January Meeting](#)
- [Speaker: Theresa Hill, "Paphiopedilum charlesworthii a Giant Among Miniatures"](#)
- [Plant Table](#)
- [Volunteer Positions](#)
- [Help Needed for NWOS Scholarship Criteria Review](#)
- [2022 NW Flower & Garden Festival](#)
- [NWF&G Festival - Your Orchids Are Needed!](#)
- [NWF&G Festival - Helpers Needed](#)
- [Orchid Seed Workshop](#)
- [Schoenfeld and Rebecca T. Northen Trophy - December Competitions](#)
- [Report From The December Meeting](#)
- [Schedule of Upcoming Events](#)
- [Reminder for Officers & Board Members](#)
- [Special Announcements](#)
- [NWOS/Amazon Shopping Link](#)
- [NWOS Website Links](#)

About the January Meeting

January 10, 2022 7 PM

Zoom only Meeting [Zoom Registration](#)

We will be making decisions for in-person or Zoom only meetings on a month by month basis so please watch your email notices, the website and the newsletter as we will update them with the latest information.

Speaker: Theresa Hill, “Paphiopedilum charlesworthii a Giant Among Miniatures”



Theresa Hill is a partner in Hillsview Gardens, growers of fine quality Paphiopedilums, Miltoniopsis, and Masdevallias. Hillsview Gardens supplies a wide variety of hybrids and species – from connoisseur-quality divisions and specimen plants for discriminating hobbyists, cutting-edge hybrids in wholesale quantities for retail nurseries, and

outstanding decorator quality plants to chain stores in Portland, Oregon. Hillsview Gardens has been breeding orchids for 32 years since the operation began in 1985, and since that time received well over 150 American Orchid Society awards, including five FCC/AOS, a Gold Certificate, seven Awards of Quality and a Bronze Award at the 16th World Orchid Conference in Vancouver, BC.

You can find Theresa’s Nursery online at [Hillsview Gardens](#).

Plant Table

For this month we are having a virtual plant table since we're not meeting in person. Please send us your pictures, we will be including them in our online gallery and in next month's newsletter. Please send them to photos@nwos.org.

Volunteer Opportunities

There are lots of choices for participating and helping our society utilizing different skills, interests and available time.

– Do you enjoy taking photos? We could use someone to take pictures of our monthly meeting plants along with their information forms to identify the plant and the grower.

– We have almost all that we need for handling offers of donated plants and managing our raffles. But we need a couple more people in and around Seattle to deal with a few donations a year

- Mike Cory has volunteered to respond to offers of donations - usually by email thanking donors and getting contact and plant information. This Averages 6-8 times a year. He will arrange for a plant pickup volunteer to follow up.
- Don Bilbrey has volunteered to manage the Raffle at the meeting by calling out the winners. He has also volunteered to pick up any donated plants on the Eastside. Mike and Don will need to be supported by:
- Several people who can pick up plants and bring them to the next meeting. Perhaps someone for the northside, southside, the peninsula, etc. Donated plants just need minimal care until the next meeting and don't need to be commingled with your collection.

– We are having a potting clinic on Saturday March 19th from 11AM to 2PM at the Volunteer Park Conservatory. We are looking for volunteers to help with the potting. Please contact Mike Cory at volunteers@nwos.org.

Help Needed for NWOS Scholarship Criteria Review

For decades the NWOS has offered scholarships for orchid research to students at 2- and 4-year institutions in Washington, Oregon, and Idaho. There have been

several problems: few applicants, research proposals not acceptable to the NWOS board, and failure by students to complete projects.

The Board has authorized me to form a committee to review the process and criteria with a 1 January 2022 deadline. If you'd like to be part of the committee (likely working remotely), let me know and I will email you more information.

Kathy Murray, NWOS Scholarship Chair, Riverhaven203@gmail.com

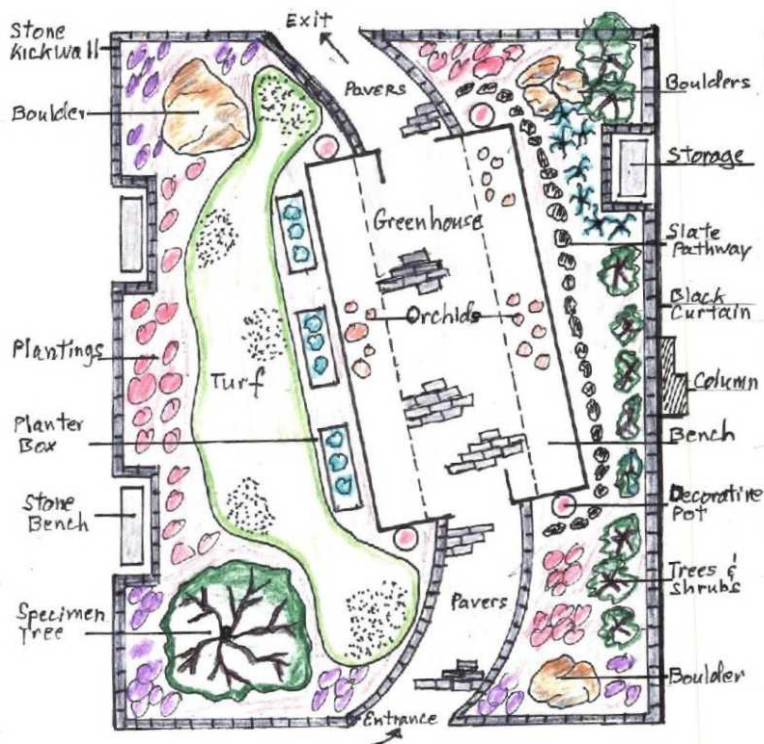
2022 NW Flower & Garden Festival

Our next big event is the 2022 NW Flower & Garden Festival. We are designing a walk-through garden space complete with a Victorian style glass greenhouse in the center.

Gordon Cromwell, Joe Griener, Robert Culver and I are working out the various details.

The Festival opens February 9 and runs through February 13.

Current Garden Layout



Northwest Orchid Society
2022 Garden NW F&G F



We will need volunteers to help us build, staff, and dismantle the garden. In addition, we will need YOUR ORCHIDS to be the "stars of the Festival" within the garden and greenhouse.

If you'd like to see additional information about our garden design or festival information, visit the "Events" page of our website or go to <https://nwos.org/nw-flower-garden-festival/>.

Since we are not meeting in person for the January meeting, we won't have Sign-up sheets. Please contact me with your shift preferences along with any questions, You can send email to fgs@nwos.org.

~ Joff Morgan

NWF&G Festival - Your Orchids Are Needed!



We need your BLOOMING ORCHIDS to help fill out the interior of the Hartley Botanic Victorian-style greenhouse at the center of our garden. Any blooming orchid qualifies as long as it is clean, pest and disease free, and the flowers will last for at least one week.

Orchids can arrive:

- 1 pm to 5 pm on Sunday, Feb 6
- 9 am to 1 pm Monday, Feb 7

IF you bring your orchids on Sunday, there will be plenty of 4-wheeled carts to use at the "Hand Carried Freight" elevator. However, on Monday, carts will be scarce as you will be competing with all of the Marketplace Vendors who will be moving in that day.

Incidentally, the orchids that will be "planted" in the garden area outside of the greenhouse have been purchased by the NWOS from a variety of orchid nurseries across the US. There will be a variety of named, blooming Paphiopedilums, Oncidiums, Dendrobiums, Cymbidiums, and more! All of these orchids will be available for purchase at the February 14 general meeting as well as the March 14 NWOS Auction. Although it's best to get them at the February meeting as they will still be in bloom.

My Orchids Want To Participate, What Do I Need To Do?

1. Write your name or initials on a piece of blue painter's masking tape (it won't smudge or come off if it gets wet) or use an address label. Affix the tape or label to each orchid pot. Affix the tape or label to your plant trays and packing boxes too.
2. Print a list of plants with your contact information and the name of each orchid or flower. Please indicate how you will be picking up your plants -- either on Sunday, Feb 13 after 6 pm at the WSCC or at the Monday, Feb 14 meeting at 7 pm.
3. Clean and trim the leaves as needed, check for any visible pests and diseases, stake the flower spikes if needed to prevent breakage in transport; the usual routine to prep plants for a show.
4. Package your orchids in a sturdy box or tray. Did you label your box or trays?

How Do I Get There?

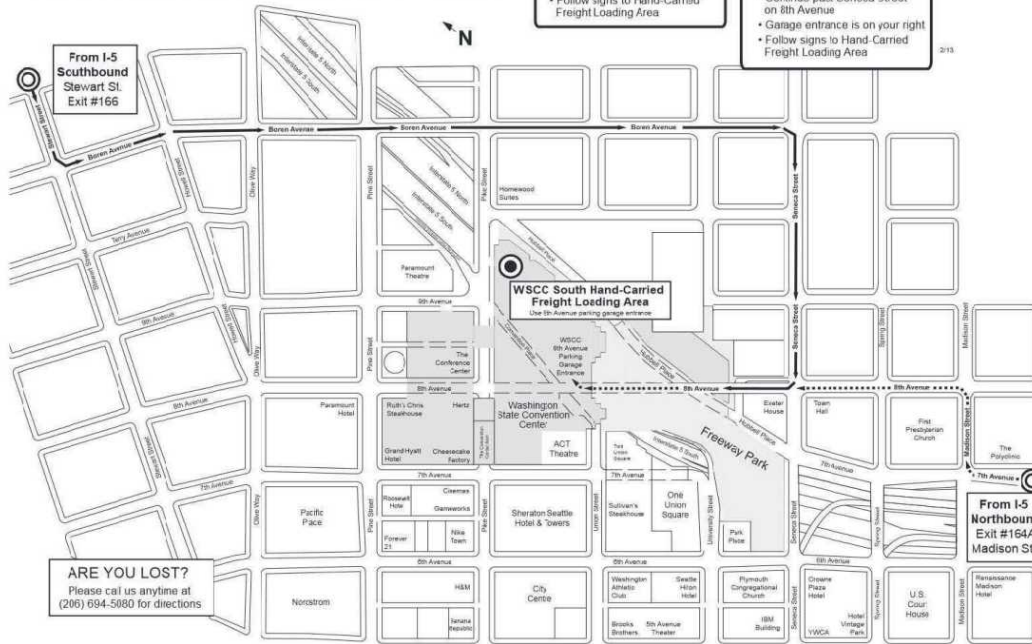
see the map on how to get to the Convention Center's Main Parking Garage. The garage is located underneath the WSCC between Pike and Seneca streets.

Washington State Convention Center
SOUTH HAND-CARRIED FREIGHT LOADING AREA
LOAD AND UNLOAD - ONE HOUR LIMIT IN LOADING ZONES
 Maximum Vehicle Height 6' 5" • No Full-Size Vans • No Trailers
 Contact show management for hours of operation for your event

- FROM I-5 SOUTHBOUND**
- Interstate 5 Southbound
 - Stewart Street exit (#166)
 - Left on Boren Avenue
 - Right on Seneca Street
 - Right on 8th Avenue
 - Garage entrance is on your right
 - Follow signs to Hand-Carried Freight Loading Area

- FROM I-5 NORTHBOUND and I-90 WESTBOUND**
- Interstate 5 Northbound
 - Madison Street exit (#164A) takes you to 7th Avenue
 - Right on Madison Street
 - Left on 8th Avenue
 - Continue past Seneca Street on 8th Avenue
 - Garage entrance is on your right
 - Follow signs to Hand-Carried Freight Loading Area

D-6



South Hand-Carried Freight Elevator

Once inside the garage, follow the signs to the "Hand-Carried Freight" elevator. Take your parking ticket with you, get it stamped (If you are in and out of the garage within one hour, you don't pay). Pick up a "Work Pass" and put it on your clothing. Ride the elevator to the 4th floor loading dock.

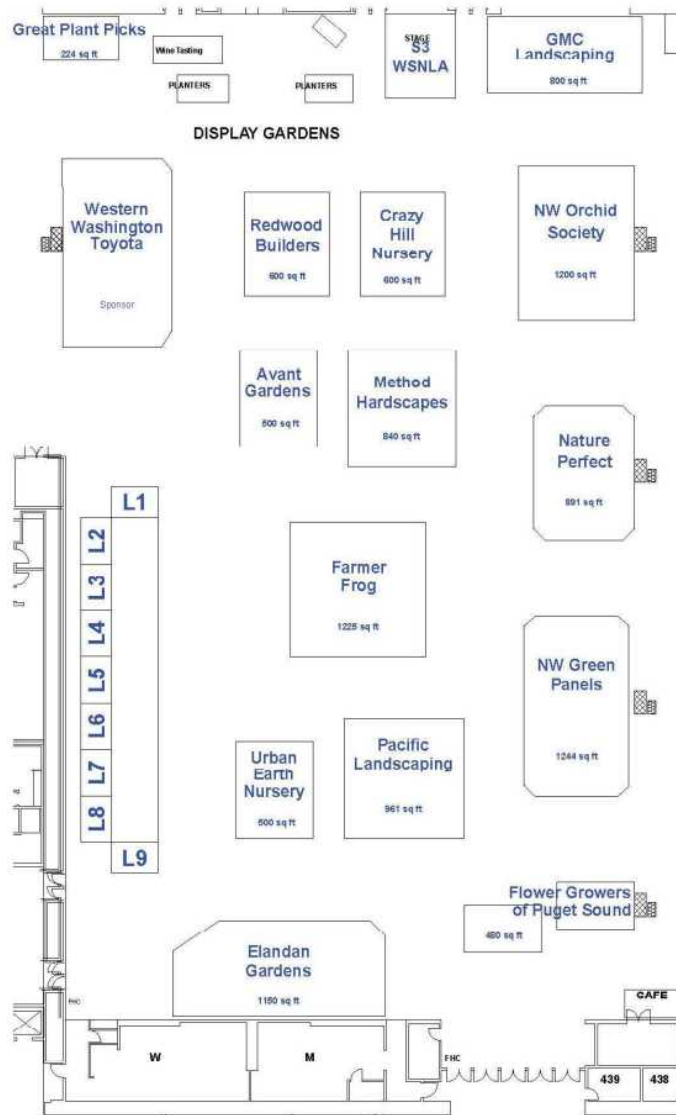
Walk straight ahead through the clear plastic curtain to the Show floor. Our garden is straight ahead next to the rightmost concrete pillar. See the map if you need help locating us or are entering from the 4th floor Atrium entrance.

Garden Floor Plan

Northwest Flower & Garden Festival

February 9 - 13, 2022

DISPLAY GARDENS



Garden Floor Plan revised 10/26/2021 subject to change

What Day and Time Can I Bring Plants?

We request that you bring your orchids on either:

- Sunday, Feb 6 from 1 pm to 5 pm
- Monday, Feb 7 from 9 am to 1 pm

When Can I Get My Plants Back?

You can either pick up your orchids on Sunday, Feb 13 after 6 pm (preferred) or request the plants be delivered to the Monday's Feb 14 general meeting spot at the Center for Urban Horticulture. IF you come on Sunday after 6 pm, you may help us dismantle the garden. We can always use the extra help!

Whichever you choose, be sure to let us know on your list of plants when you deliver them.

Any questions or concerns, email fgs@nwos.org and I will reply quickly.

~ Joff Morgan

NWF&G Festival - Helpers Needed



The 2022 NW Flower and Garden Festival is fast approaching. We are in need of YOU to help us build our 1,008 sq ft orchid garden.

I have broken out each day into 3-hour shifts to make things easier. Feel free to sign up for one or more shifts as your time allows.

*If you would like to sign-up, please send an email to fgs@nwos.org with your requested shift(s) and contact information. A sponsor will be purchasing new name badges for volunteers who sign up before the **end of day January the 14th**.*

"Setup" workpasses - for those of you who sign up to help us build or tear down the garden, you can obtain a "Work Pass" from the WSCC door guards as you enter the Show floor (4th floor) Convention Center. The same goes if you enter via the Hand-Carried Freight elevator entrance in the Main parking garage between Pike and Seneca streets.

"Show" wristbands - for those of you who sign up to work a shift during the Show (Feb 9 - 13), your color-coded wristbands (unique for each day) will be available at the Will-Call window on the 4th floor. From the Pike Street entrance, follow the escalator signs up to the 4th floor Atrium, turn left to see the "Will-Call" window. Just give your Name and "NWOS" to get your envelope. Your envelope will contain all of the wristbands needed to enter each day that you signed up to work.

So make sure you sign up!

Below are the days and shifts that need a few more helpers. All shifts require wearing a mask per WA State Covid guidelines. The minimum age allowed on the floor during Setup and Teardown is 16 and no pets.

Saturday, February 5 - This is "heavy lifting" day. Bring gloves and dress in layers. If previous years are an indication, there may be some "standing around" waiting for our materials to arrive.

- 9 am to 12 pm
- 12 pm to 3 pm
- 3 pm to 6 pm

Sunday, February 6 - Finishing of the hardscape materials, installing foliage plants, and slinging sawdust. Orchids arrive today and will need to be labeled and grouped by color.

- 9 am to 12 pm
- 3 pm to 6 pm

Monday, February 7 - Orchids are labeled, grouped by color, and installed in the garden and greenhouse today. Sod and planters are installed. More orchids will probably arrive today. Moss and low-voltage lights are installed towards the end of day.

- 9 am to 12 pm
- 12 pm to 3 pm
- 3 pm to 6 pm
- 6 pm to 9 pm
- 9 pm to 12 am

Tuesday, February 8 - This is "finishing touches" day.

- 7 am to 12 pm

Per King County and State regulations, to be allowed entry into the Show (Feb 9 - 13) all people ages 12 and older will be required to show "proof of full Covid-19 vaccination" or a negative test result. Wearing a mask is required for all shifts.

Wednesday, February 9

- 12 pm to 3 pm
- 3 pm to 6 pm
- 6 pm to 8 pm

Thursday, February 10

- 9 am to 12 pm
- 3 pm to 6 pm
- 6 pm to 8 pm

Friday, February 11

- 12 pm to 3 pm
- 3 pm to 6 pm
- 6 pm to 8 pm

Saturday, February 12

- 12 pm to 3 pm
- 3 pm to 6 pm
- 6 pm to 8 pm

Sunday, February 13

- 12 pm to 3 pm
- 3 pm to 6 pm
- 6 pm to 9 pm .. Show Teardown begins (no proof of vaccination required after 6 pm), bag the moss, group orchids by owner, pick up your orchids, palletize the bricks and pavers

Monday, February 14 - Teardown, put remaining pavers and bricks on pallets, help the Zoo load foliage plants on their vehicles, and clean up site as needed

- 8 am until finished. Hopefully by 6 pm due to General Meeting that evening

NOTE: The orchids within the garden (not inside the greenhouse) were bought-in and can be purchased at the February 14 Meeting to help the Society recoup its

costs. Anything left over will be available at the March 14 Auction. But get the plants early while they are still in bloom!

~ Joff Morgan

Orchid Seed Workshop

By Steve Dorsey, Stevetd2010@gmail.com



Before the holidays began in November, we had our first orchid seed germination workshop. Steve Dorsey hosted a group of enthusiastic growers of NWOS for a gathering to learn how to grow orchids from seed.

Orchid Seedlings Growing In Sterile Jars.

Growing orchids from seed may seem daunting, but this workshop was given to show that it is quite achievable in a home setting without elaborate or expensive equipment. All the items used were easily obtained. And while some seeds such as *Paphiopedilum* may take years to bloom, others such as *Habenaria* can be blooming within a year and a half. So don't let the time to bloom dissuade you from trying from seed. There are several that will bloom in a reasonable time.

Orchid seeds are small, so it doesn't take many to produce a lot of plants. Unlike many other seeds, they don't have any nutrients with them, so the food supply to cause germination has to be supplied. This is done by preparing media with agar, and nutrients which is simply done by boiling water and adding the powder mix to it. Using a simple canning pressure cooker provides sterile media for the seeds to grow in.

It is necessary to keep things very clean and to work in a sanitized area as bacteria and fungus in the air will damage the seeds. There are many options such as simply working in a plastic storage box with holes for your hands to poke through and up to what is pictured, which is a laminar flow box.



The important issue is to keep it clean while working. Seeds can be gained from partially developed seed pods called green pod or from seeds that have been released from fully mature and cracked seed pods.

Lillian Otani demonstrating the laminar flow hood.

Because green pods are much easier to decontaminate, they were used for demonstrating placing seeds into the agar containers. The process is simple, just care is needed for sowing the seeds.



Green seed pod on a Cattleya



Seed pod opened



Placing seeds onto media

Once seeds are sown, then you just have to wait to see the little green blobs appear. I find that exciting as you then know you are on your way to making new plants. And in time you will have more plants than you need, so there will be plenty to go around for all your friends or to trade with others for plants you don't have.



If you enjoy plants in general and have ever had a garden with plants you started from seed, this is a

great way to have that same pleasure and who knows, you may create your own orchid that wins an award.

More workshops will be offered starting in the spring, so keep an eye out on the events listings on the NWOS webpage.

Happy Growing!

Germinated seeds with their first leaf.

[NWOS Post](#)

Schoenfeld and Rebecca T. Northen Trophies - December Competitions

At our December meeting we brought in our best blooming orchid to participate in our friendly annual competitions. Two trophies were awarded by a vote of all the people attending. (Publisher note: Your 1st VP Robert Culver couldn't attend for personal reasons so he is attaching the photos of his plants that he would have entered, I'm really sorry I couldn't be with you for the evening's festivities.)

The **Schoenfeld Trophy** is awarded to the best blooming plant of any size.

The **Rebecca T. Northen Miniature Orchid Trophy** is awarded to the best blooming plant that is 6 inches or less in height, excluding the bloom spike which can extend beyond the 6" limit for the foliage.




Schoenfeld Trophy

Rebecca Northen Trophy

Here is a recap of our most recent competitions.

First we have the contestants for the Schoenfeld Trophy:





And the winner is:



Bill Leicht with Vanda Pachara Delight 'Somsri'

Here are the contestants for the Rebecca T. Northen Miniature Orchid Trophy:





Andy Wright, *Pleurothallis palliolata*



Northen - Andy Wright, *Pleurothallis palliolata*



Non-entry, *Masdevallia strobilii*

And the winner is:



Andy Wright with *Pleurothallis palliolata*

[NWOS Post](#)

Report From The December Meeting


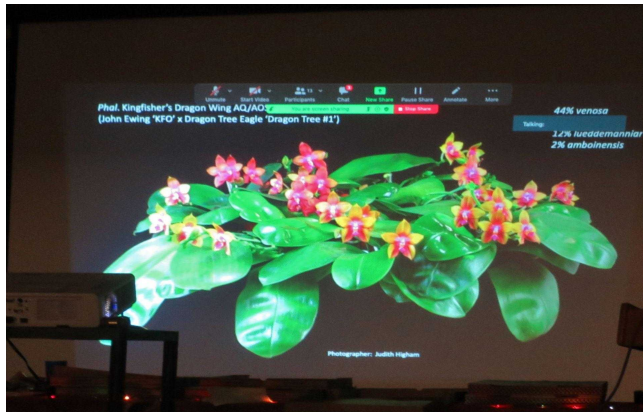

Our President Joe Griener started the meeting welcoming all who came to our holiday gathering. He added a special welcome to anyone new to our group. Joe thanked those that provided our refreshments and festive decor. He also conducted our Annual Meeting with reports from Officers and Committee Chairpersons. In addition, Joe thanked all the outgoing Officers and Board members and introduced all the incoming people. He also directed the group to view all the wonderful orchids brought in by our members and follow up by voting for their favorite for the two orchid awards. We had time to eat and socialize, see

beautiful orchid flowers, vote and acknowledge our orchid Trophy winners, listen to a wonderful presentation about novelty phalaenopsis, and top all off by receiving our Holiday Gift Orchid plants.

Joe introduced our speaker David Edgley who gave an in-person presentation about Novelty Phalaenopsis. David did a great job of reviewing and explaining all the aspects of this special group of plants. He included lots of information about the key breeding plant species and showed the results of the crosses. He also told us how we can grow them successfully. David reached out and sent a message for anyone interested in trying these beautiful plants. Here are a few sources of where we can get them:

- Big Leaf Orchids - bigleaforchids.com
- Norman's Orchids - orchids.com
- orchidPhile - Carri Raven-Rieman - orchidPhile
- Mike Mims - [Mike Mims on Facebook](https://www.facebook.com/mikemims)
- Eric Goo - phoenixorchids.com





We did not have a traditional plant table or raffle. Instead we had the two Trophy competitions and our Holiday plant giveaway.

Here are some photos of our members and activities during the meeting.



Abby



Abby Photographing Pleurothallis



Andy Wright



Bill Leicht Inspecting the Orchids



Buffet Line



Reviewing the Shoefeld Contestants



Diane Capturing the Action



George and Andy



Joe Stylin'



Joff and Joe



Lillian and Donna



Lynne and Nathan



Notluck



Shoenfeld Entries



Yoshi Inespecting Holiday Plants

[NWOS Post](#)

Schedule of Upcoming Events

01/10/22 – NWOS virtual Zoom meeting - Speaker: Theresa Hill, “Paph charlesworthii a Giant Among Miniatures”

02/05 - 02/08/22 – NW Flower and Garden Festival Garden setup and construction

02/09 - 02/13/22 – NW Flower and Garden Festival show days

02/13 (evening) - 14/22 – Show teardown

02/14/22 – NWOS meeting – Culture Seminar & Sale

03/14/22 – NWOS meeting – Spring Auction

03/19/22 - Potting Clinic – 11AM to 2PM at the Volunteer Park Conservatory.

04/11/22 – NWOS meeting – Speaker: Kelly McCracken, “Artificial Lighting”

05/09/22 – NWOS meeting – Speaker: Tyler Albrecht, “An Exploration of the Fluffy and Puffy Parvisepalum Paphiopedilums”

06/13/22 – NWOS meeting – June Potluck: This is the last meeting before our summer break, get together and have a lovely fellowship. This is also the meeting where we present the Gary Baker service award.

09/12/22 – NWOS meeting – Speaker: Tom Ethridge, “Odontoglossums Then and Now, Has Anything Changed?”

09/30/22 – NWOS Annual show setup at the Volunteer Park Conservatory.

10/01-10/02/22 – NWOS Annual show and sale at the Volunteer Park Conservatory.

10/10/22 - TBA

11/14/22 - NWOS meeting – Speaker (tentative): Peter Lin, “Neofinetia falcata and Its Hybrids”

12/12/22 – NWOS meeting – Speaker:TBA , Scholarship Recipient Report, introduction of new Officers, NWOS Annual Meeting report, Schoenfeld and Northern Orchid Awards, and Holiday Plant gifts.

Reminder for Officers & Board Members

The next board meeting is January 5th which will be at 7 p.m. and hosted over ZOOM. Check your email for the Zoom registration link and agenda.

Special Announcements

One of our members, Clay Kroh, has a number of [AgiTest](#) dual CymMV and ORSM virus test kits available.

They are available for the following at the following rate, plus shipping.

- \$47 for 10
- \$225 for an unopened box of 50 kit (he has one of these)
- If anyone wants fewer than 10, individual kits are \$5 each

You may contact him via email at: clay@orchidfocus.com

Shopping on Amazon? Use this link to earn \$\$ for the NWOS

If you go to <https://smile.amazon.com> and sign in to your account, you'll be given information about supporting various non-profits. You can type in "Northwest Orchid Society" and it will then send .5% of your purchase price to the organization.

It's really easy, but you have to remember to go in through the 'smile' subdomain when you place the order, otherwise it will go through as a regular order.

NWOS Website Links

- Main website: [Http://www.nwos.org](http://www.nwos.org)
- Events Calendar: <http://www.nwos.org/events>
- Membership (including renewals): <https://nwos.org/Membership/>
- Newsletter - Current Issues: <https://nwos.org/newsletters/>

- Newsletter - Archived Issues: <http://newsletter.nwos.org>
 - Show Information: <http://nwos.orchid-society.net/ShowTime/Show2021/Show.html>
 - Facebook: <http://www.facebook.com/nworchidsociety>
 - Instagram: <https://www.instagram.com/nworchidsociety/>
 - Twitter: <https://twitter.com/nworchidsociety>
-

©2022 Northwest Orchid Society - All Rights Reserved

The opinions and recommendations published herein are those of the authors. The Northwest Orchid Society disclaims responsibility for any losses or damages that may be attributed to the use or misuse of any material or any opinion published in these articles and on the website. This website and the photographs, articles and content are protected by copyright and no part of them may be reproduced or re-used without the permission of the author.